

The Scout Uniform and Insignia Guidebook

The Scout uniform gives the Scouts and Scouters a sense of belonging to a worldwide organization. The uniform of the Boy Scouts of the Philippines today has become a national symbol of young boys trained to meet the responsibilities of their duty to GOD and Country, to Others, and to Self.

The Boy Scouts of the Philippines is the largest uniformed volunteer organization in the country. Scouts and Scouters are nationally recognized and accepted. We, in Scouting today, have inherited the tradition of a uniform that stands for good character, responsible citizenship, and selfless service. It is our responsibility to safeguard this tradition and to hand it down stronger and more honorable than ever to the next generation of Scouts and Scouters.

All Rights Reserved. No part of this book may be reproduced in any form without permission in writing from the Boy Scouts of the Philippines.

Foreword



Secretary General

National Office, Manila

The Boy Scouts of the Philippines formally sets the uniform standards with this guidebook on **The Scouts Uniform and Insignia**.

This pamphlet will give you valid and vivid information on the proper uniform and badges to wear, its placements, and the right persons to wear it.

The Program Division of the Boy Scouts of the Philippines offers this illustrated guide to all Scouts and Scouters the answer to the commonly asked question, “Am I in Proper Uniform?”

The illustrations and guidelines in this guidebook supersedes previous memoranda, circulars, other issuances on proper uniform and placement of badges and insignia.

(Signed) **J. RIZAL C. PANGILINAN**

Secretary General

INTRODUCTION

Legal Bases

Commonwealth Act No. 111, as amended by P.D. 460, and further amended by R.A. 7278, authorized the BSP to adopt distinctive badges, uniforms and insignia for the Scouts of the Philippines and once adopted shall have the sole and exclusive right to use the titles, emblems, uniforms, badges, descriptive or designating marks, words and phrases in carrying out its program in accordance with the purposes of this Act.

Protection of Uniforms, Badges, Insignia.

The BSP National Executive Board shall ensure that the uniforms, badges and insignia or any other Boy Scout paraphernalia shall be protected by applicable laws and shall be made available to and to be used only by duly registered Scout, officials and other members and individuals who has satisfactorily complied with the requirement prescribe by the organization.

No alteration of or addition to the official uniforms, badges, insignia, or another paraphernalia as prescribed by the rules and regulations covering their use may be authorized by any Scout official or administrative body except by the National Executive Board. **(Art. XVIII, Sec. 1, BSP National By-Laws)**

The National Scout Shop Committee shall have the exclusive authority and responsibility for the procurement, manufacture, sale and distribution of official Scout equipment, supplies, badges and insignia as prescribed and approved by the National Executive Board. **(Art. X, Sec. 6, BSP National By-Laws)**

The Council Scout Executive shall be responsible for maintaining standards, guarding against the issuance of commissions to unqualified men, and safeguarding the sale and use of the official badges and uniforms in accordance with law and established regulations. **(Art IV, Sec. 12, para. 2, Standard Local Council By-Laws)**

Etymology of words

Uniform

- a distinctive set of clothes worn to identify somebody's occupation, affiliation, or status;
- a single outfit of identifying clothes;
- a particular style or other feature that identifies somebody as a member of a certain group.

Insignia

- a badge of authority or membership of a group;
- an identifying mark or sign;
- a distinguishing mark of authority, office, or house, e.g. badge, emblem (insignia of royalty).

Badge

- a small distinctively shaped or marked piece of fabric, metal, or plastic worn on clothing as a sign
- of rank, membership, or achievement;
- a characteristic or identifying mark of a particular quality or of a particular type of person.

Patch

- a cloth badge sewn onto clothing as identification,
- a sign of rank, or to commemorate something an ornament, badge or tab of cloth sewed on a garment.

Strip

- a long narrow piece of embroidered material sewn into the uniform, e. g. shoulder strips, woodbadge strip.

Ribbon

- a small piece of, embroidered cloth strip representing an award. It is placed above the name cloth.

BSP Pin

- a piece of solid material (as wood or metal) used especially to mark distinction of membership in the Boy Scouts of the Philippines.

The Scout Uniform

The Scout uniform gives the Scouts and Scouters a sense of belonging to a worldwide organization. The uniform of the Boy Scouts of the Philippines today, has become a national symbol of young boys trained to meet the responsibilities of their duty to GOD and Country, to Others, and to Self.

The Boy Scouts of the Philippines is the largest uniformed volunteer organization in the country. Scouts and Scouters are nationally recognized and accepted. We, in Scouting today, have inherited the tradition of a uniform that stands for good character, responsible citizenship, and selfless service. It is our responsibility to safeguard this tradition and to hand it down stronger and more honorable than ever to the next generation of Scouts and Scouters.

What the Uniform Means

First of all, the Uniform makes you feel that you are a member of our movement, that you belong to a world-wide brotherhood of young people numbering millions. Everywhere you go, if you wear the Scout Uniform, you will find Scout friends. This gives you a feeling of comfort and ease.

Second, whenever and wherever you wear the Uniform, it proclaims you as a person of character. The Uniform symbolizes our Scout Oath, our Law, our “Daily Good Turn” habit, and the ideals of our Movement. If you are to wear it, be sure to wear it with honor.

Third, the Scout Uniform stands for **Preparedness**. An accident occurs, a crowd gathers around. No one knows just what to do. A uniformed Scout steps quietly forward. The crowd lets him through, for he is supposed to know what to do in an emergency. He administers first aid and slips away, probably without his name being known. The Scout uniform quietly says that hero is a fellow who is ready to be “helpful to other people at all times.”

Why is it that Scouts are expected to do these things? Because “Service” is synonymous with Scouting. “*Laging Handa*” (“Always Ready” or “Always Prepared”) is the Scout Motto. No matter what nationality or race or religion a Scout belongs to, he is a brother to every other Scout.

Fourth, the Uniform is a symbol of democracy. In Scouting, young people stand shoulder to shoulder regardless of social standing. The son of a governor or that of a wealthy man becomes equal of a laborer's son in Scouting. Both pledged to give the same service; both are sworn to the same Oath and Law; and wear the same Uniform. Poverty or social position is no hindrance to the acquisition of advancement badges and insignia of honor.

And lastly, the Uniform stands for Outdoor life. The color and design of the shirt, the pants, the neckerchief, the stockings, the shoes, and the hat, are suggestive of the out-of-doors. Khaki blends beautifully with the color of the outdoors. The reddish brown color of the neckerchief symbolizes the iron rich soil of the Philippines and its tropical environment which remains a great challenge for Scouts to conquer, conserve and preserve. Comfortable short pants, the short-sleeved shirt, afford freedom of movement and ease of motion. It is just the type of uniform an outdoorsman will want to wear.

Furthermore, the many features of “open-ness” in the Uniform point to Scouts' honesty and trustworthiness. The “shorts,” pants and the short-sleeved shirt with collar personify the spirit of a true Scout – always open and on the level, ever honest and ever deserving of trust.

When To Wear The Uniform

There is ONLY ONE WAY TO WEAR the Scout Uniform – CORRECT WAY. Study the illustrations and use them as your guide.

The Scout Uniform is worn on the following occasions:

1. In all activities of the Unit (meetings, hikes, camps, rallies, camporees, jamborees/jamborettes, etc.);
2. During special religious services for Scouts and Scouters;
3. When appearing for advancement before a Board of Review or a Court of Honor; and
4. When prescribed for official and/or special Scouting activities.

When NOT To Wear The Uniform

1. When soliciting funds or engaged in any selling, marketing or promotional campaign, or in any commercial venture not related to Scouting (This does not however, forbid Scouts in uniform from selling tickets for Scouts benefit shows, rallies, and similar Scouting events);
2. When engaged in any endeavor/activity of a political party;
3. When appearing professionally on stage, in motion pictures, or modeling without specific authority from the National Executive Board of the Boy Scouts of the Philippines;

4. When taking part in parades, except for the purpose of rendering service as a Scout/Scouter or when representing officially the Boy Scouts of the Philippines, and;
5. When one ceases to be a Scout/Scouter through failure to register; or leaves the Scout Movement for any other reason.

The NECKERCHIEF and SLIDE



Scouts of other National Scout Organizations wear uniforms made of different materials and designs. But there is one feature of the Scout Uniform that is universal in use. This item is the neckerchief. It is the distinguishing feature of Scout Uniforms all over the world.

You may encounter boys and/or adult wearing light brown shirts and off-shade of brown pants, but you cannot really set them apart as Scouts unless they wear a neckerchief. Any boy or adult who wears a neckerchief is presumed to be a Scout.

Its uses. The neckerchief is a handy item in one's equipment. In fact, it serves many practical purposes. It can be used as a tourniquet and a bandage. In the absence of a hat, it sometimes serves to protect the head from the heat of the sun. During cold evenings, Scouts sit around the campfire with neckerchief slides pulled close to the neck. During emergencies in the forest, and when you are in need of signal flags, neckerchiefs admirably come to the rescue. In the absence of ropes, neckerchiefs may also be joined together to be used as one.

The official neckerchief slide is in the form of a wooden Carabao head.



The carabao is an animal of burden which is so valuable, an asset to the Filipino farmer in plowing and harrowing the rice fields and in transporting farm produce to market. Its characteristics are representative of the qualities and values which is highly appreciated by Filipinos.

Thus, it is regarded as the national animal of the Philippines. This characteristic also typifies what BP calls “good character” in a person, one who uses his full potential to render selfless service to all.

To a Filipino, the carabao is a symbol of humility, patience, industry, strength, and persistence – characteristics which are held highly by every Filipino. Its ability to adapt to varying circumstances and which enables it to accomplish its task is reminiscent of the courage of the Filipino to face and triumph over insurmountable odds for the greater good of all. Being a gentle, lovable animal, the carabao exemplifies the Filipinos' kindness, friendliness and hospitality.

Traditionally, the slide is made of soft wood taken from the branch of a *santol* tree (*Scientific Name: Sandoricum Koetjape*). The fruit of the *santol* tree is golden in appearance when ripe, and its pulp is nutritiously delicious. The roots of this tree grow deep into the earth that makes it stand firm against the wind. It has a crown that provides shade and coolness for the tired traveller and worker. These qualities make the tree stand for gentleness of character of a Filipino in his relationship and for the firmness by which he stands in order to uphold what is right, just, and true.

In response to environmental preservation efforts, BSP now allows the use of recycled, plastic bold cast (PBC) materials or farm wood trees in its carabao slide.

HOW TO WEAR THE NECKERCHIEF

First, roll the long edge over upon itself evenly in several fiat folds leaving about 6 inches from the apex of the neckerchief. Then place it high around the neck and draw the neckerchief slide up over the ends and adjust to fit snugly. The slide is one fist distance from the chin. Fix the two ends of your neckerchief below the slide in even rolls.



The INSIGNIA

We said that the Scout Uniform is a symbol of democracy and that it places every young people/adult at the same level with others. Even among Scouts and leaders, however, a certain degree of respect and regard for each other should be properly observed. Hence, the use of badges and insignia.

Through the use of badges and insignia:

1. We are able to distinguish the position of Scouts from one another. During a Scout meeting, a Scouter in uniform enters the room. You recognize him to be a Scouter because he is wearing the Scout Uniform. But how can you tell his rank or office? Through the badges and insignia he wears, of course.
2. We are able to give recognition to Scouts who qualify for the various advancement ranks. Badges and insignia, like the Uniform itself, are not absolutely necessary. But they are desirable because they give you a form of recognition for the efforts you have exerted and/or extended.
3. We can identify the institutional group/representation of the Scout, e.g. school, district, council, region, etc.
4. We can identify the National Scout Organization affiliation of the Scout – e.g. Scout Association of Japan, Scouts Australia, Boy Scouts of America, etc.
5. We can identify the name of the Scout.
6. "We are identified with the World Organization of the Scout Movement – World Brotherhood.
7. We can identify/promote Scouting activities we attend through the temporary (activity) patches.
8. We promote nationalism and love of our country through our flag in the uniform.

Patches

RANK/ACHIEVEMENT BADGES

KAB Scouting



BOY Scouting



SENIOR Scouting



ROVER Scouting



N.B.: Rover Scouting Achievement Badges are designed in the form of a quadrant. It is received by a Rover Scout in accordance with his Personal Development Plan. The color-coded quadrant shall be properly arranged according to the color scheme illustrated above (please refer to the section on [Rover Scouting](#) for its proper placement).

STRIPS, RIBBONS AND PIN

Service Award



Medal of Merit Award



Usa Award



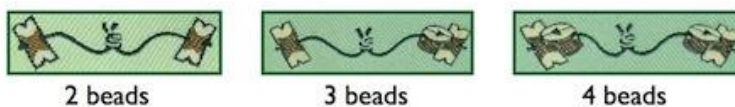
Tamaraw Award



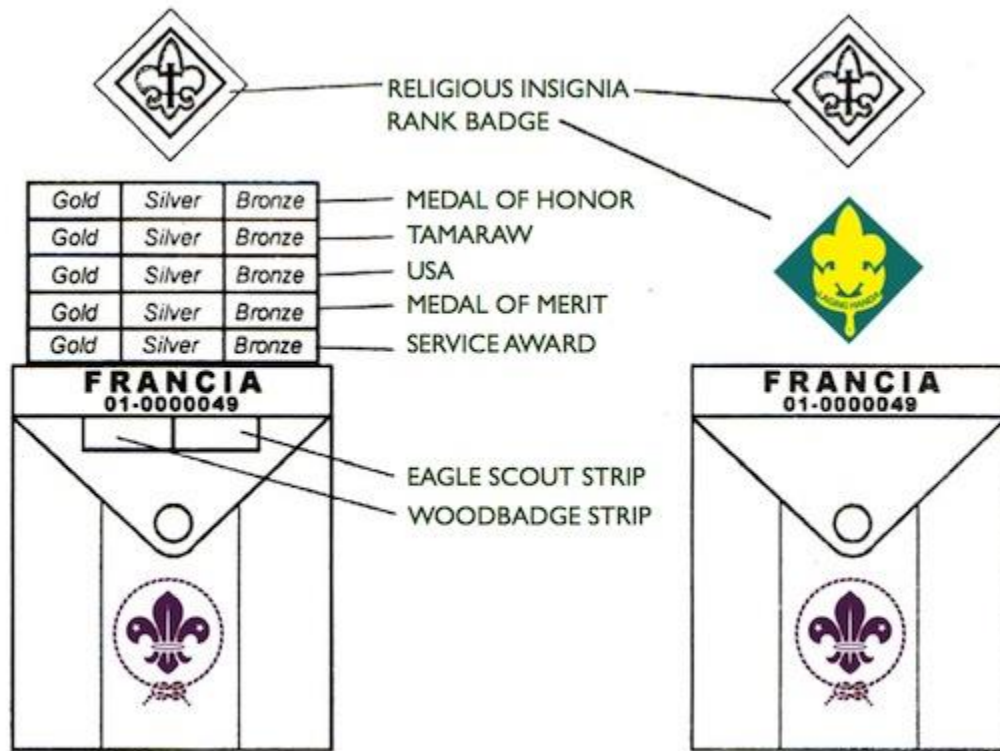
Medal of Honor Award



Woodbadge Strip



PROPER PLACEMENT OF RIBBONS



AWARD RIBBONS

Service Award, Medal of Merit, Usa Award, Tamaraw Award, and Medal of Honor ribbons are placed above the name cloth. Awards shall be placed as illustrated.


Woodbadge and Eagle Scout strips are placed centrally on the flap of the left pocket.

The Eagle Scout strip **MUST** be worn only by a Scouter who is an Eagle Scout, while Scouts wear the Eagle Scout patch.

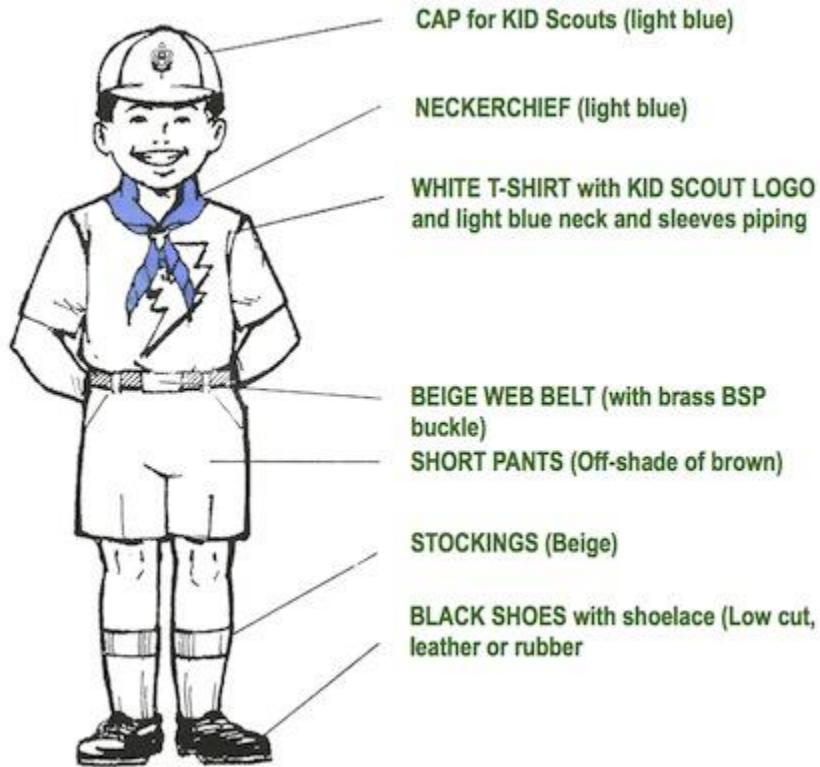
RANK BADGES

The Scout rank badges for KAB, Boy, and Senior Scouts are placed above the center of the name cloth.

SCOUTS UNIFORM: KID Scouting



The KID Scout Uniform



SCOUTS UNIFORM: KAB Scouting



The KAB Scout Uniform – Type “A”



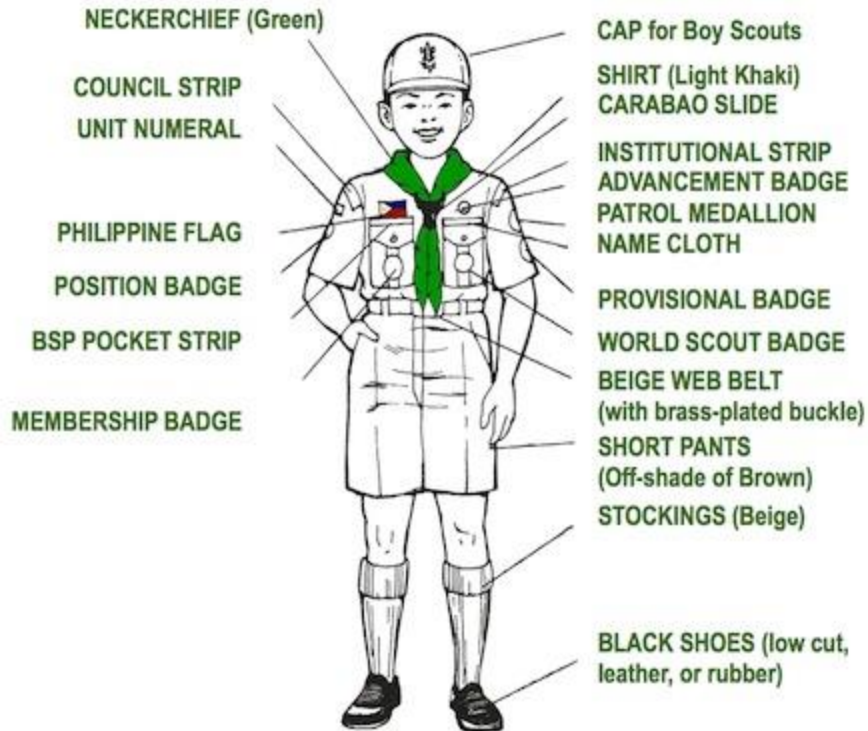
The KAB Scout Uniform – Type “B”



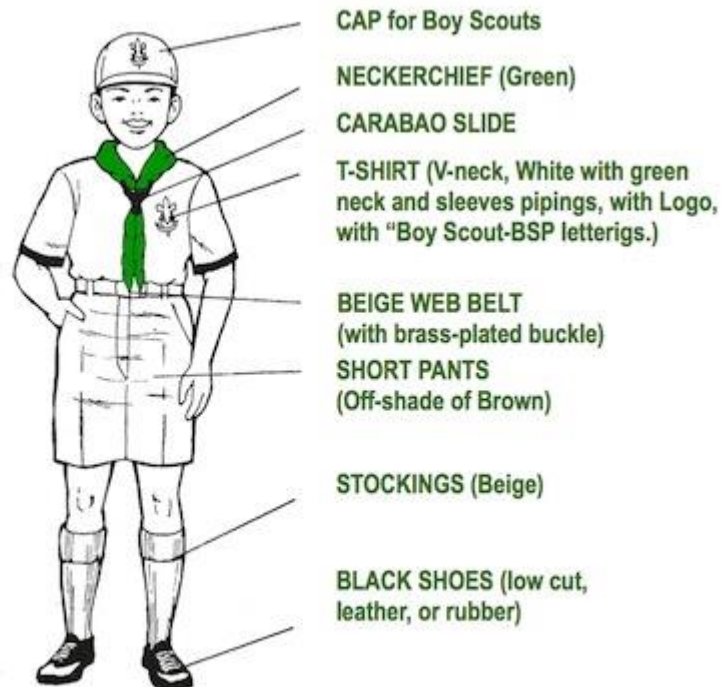
SCOUTS UNIFORM: BOY Scouting



The Boy Scout Uniform – Type “A”



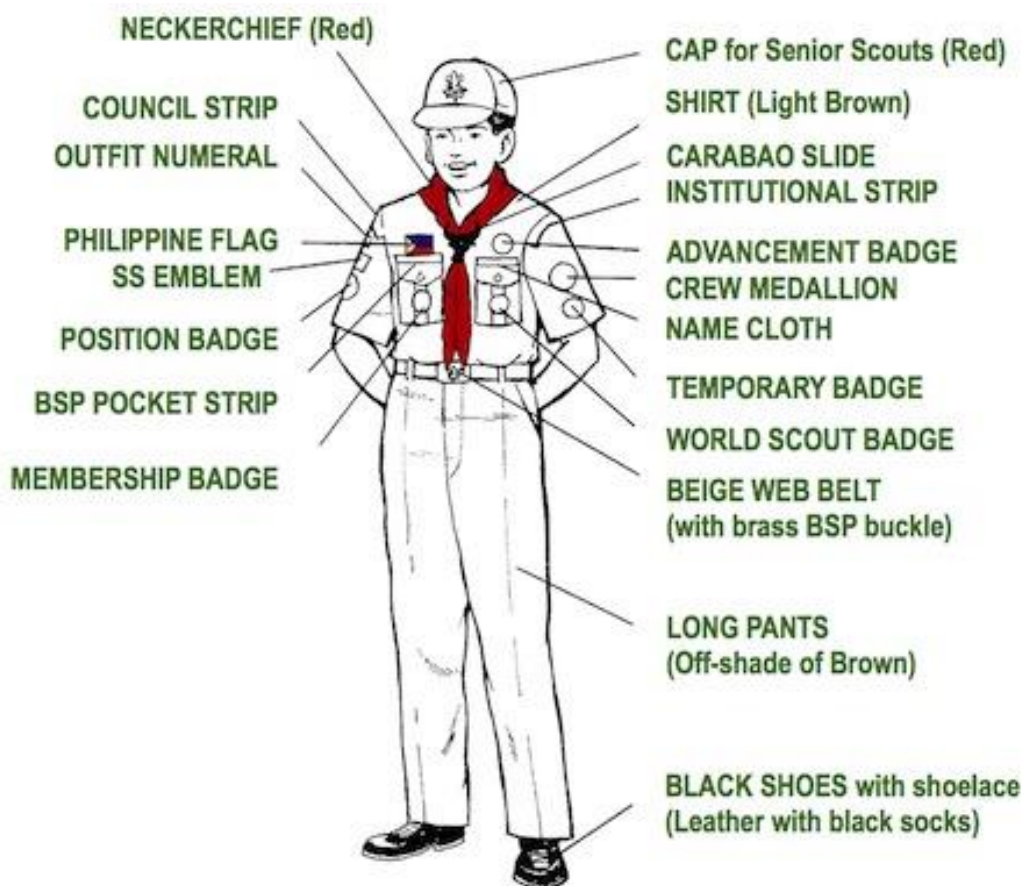
The Boy Scout Uniform – Type “B”



SCOUTS UNIFORM: SENIOR Scouting



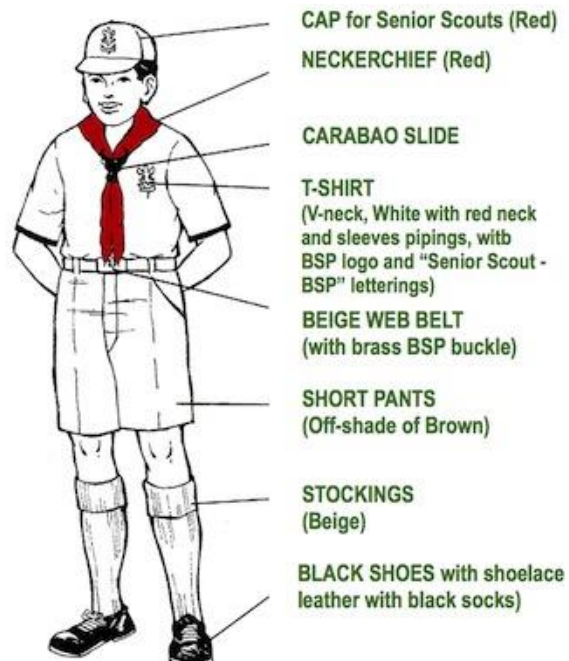
The Senior Scout Uniform – Type “A”



The Senior Scout Uniform – Type “B”



The Senior Scout Uniform (for Outdoor Activities)



SCOUTS UNIFORM: ROVER Scouting

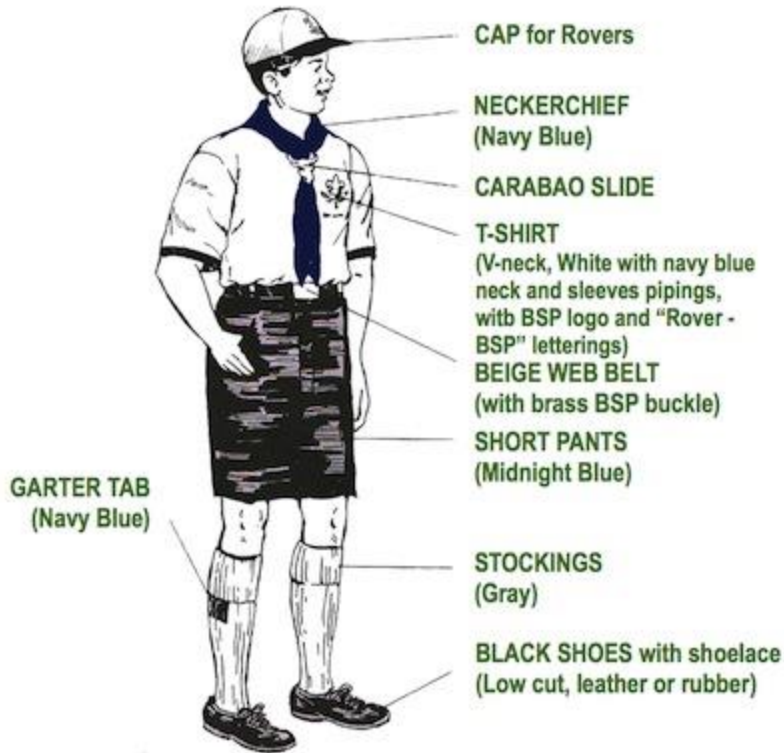
The Rover Scout Uniform – Type “A”



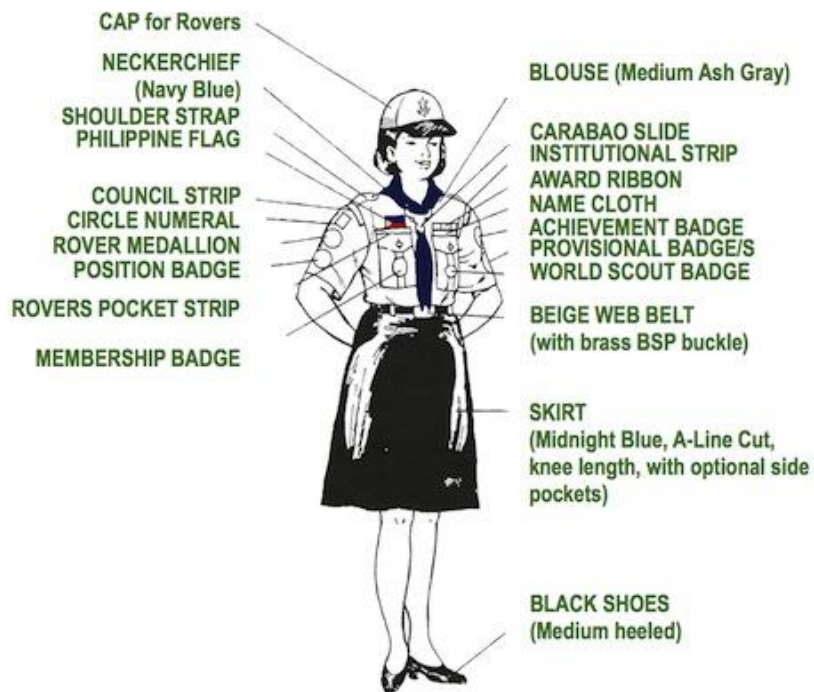
The Rover Scout Uniform – Type “A” (for Outdoor Activities)



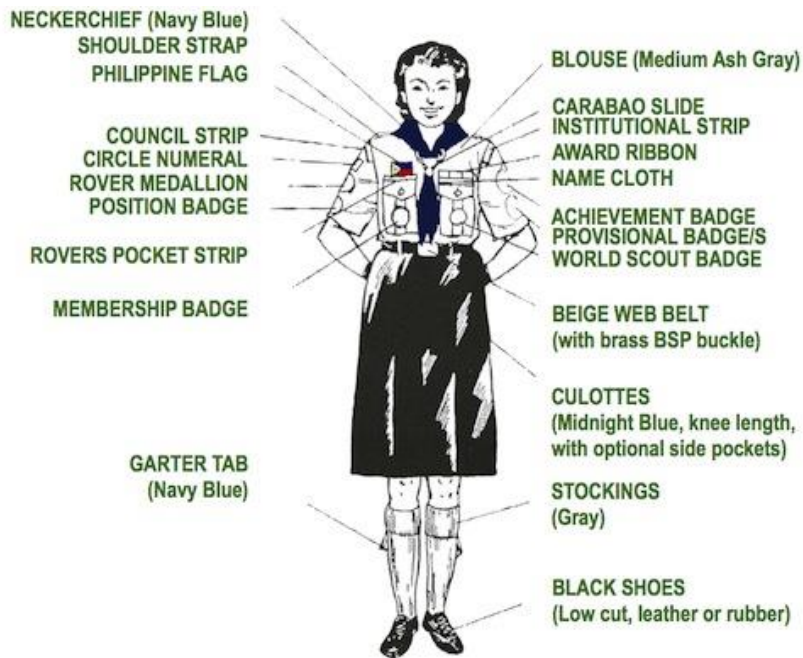
The Rover Scout Uniform – Type “B”



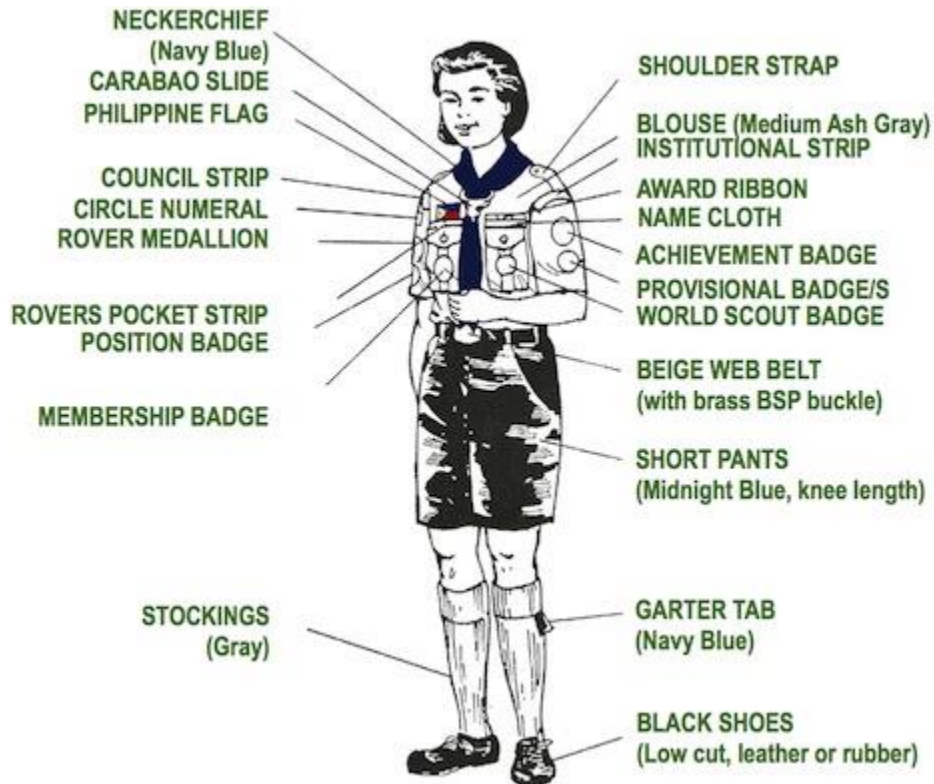
The Lady Rover Scout Uniform – Type “A”



The Lady Rover Scout Uniform – Type “A” (for Outdoor Activities)

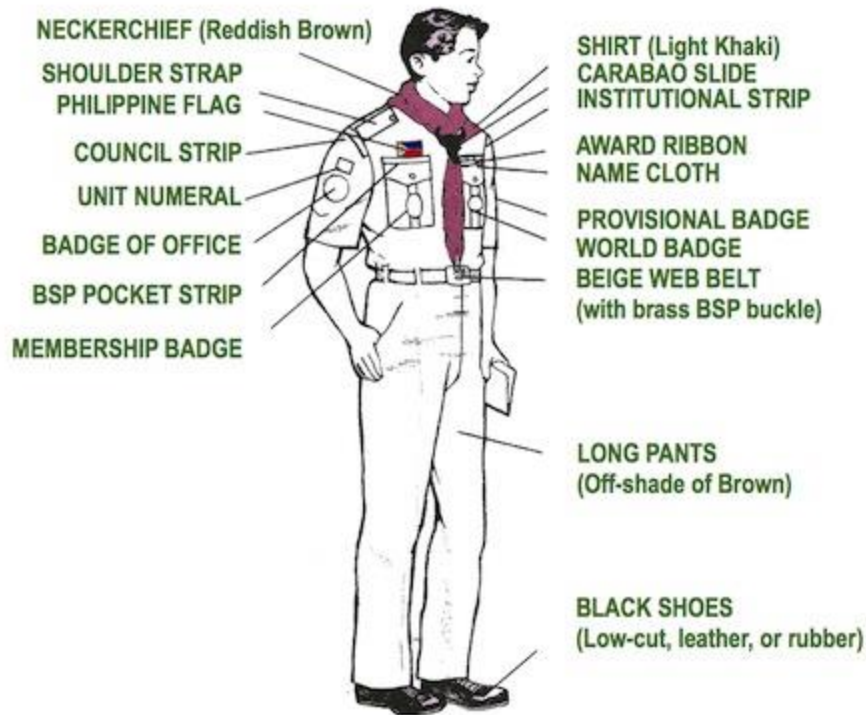


The Lady Rover Scout Uniform – Type “A” (for Outdoor Activities)

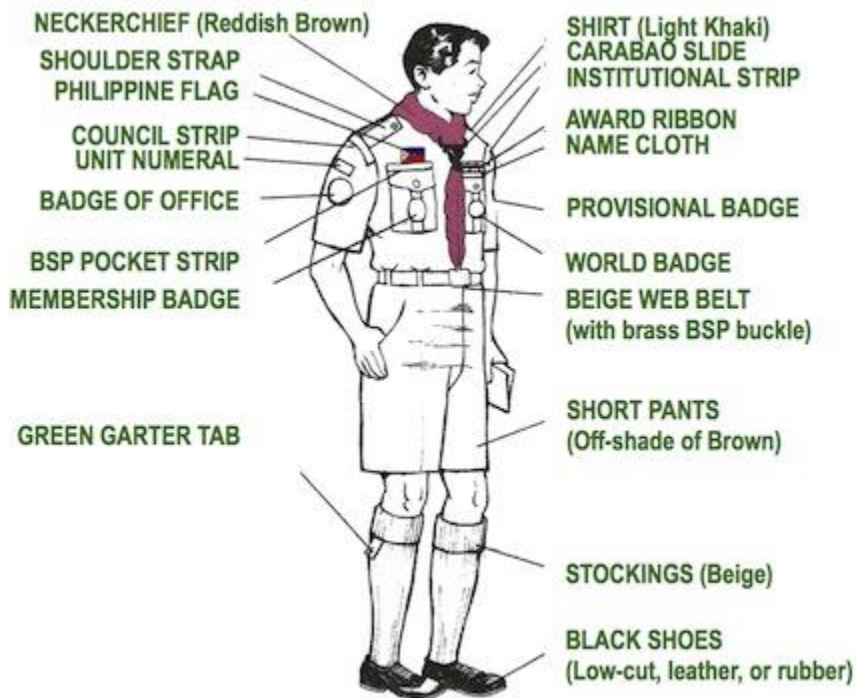


SCOUTERS Uniform

Male Scouter's Uniform – Type “A”



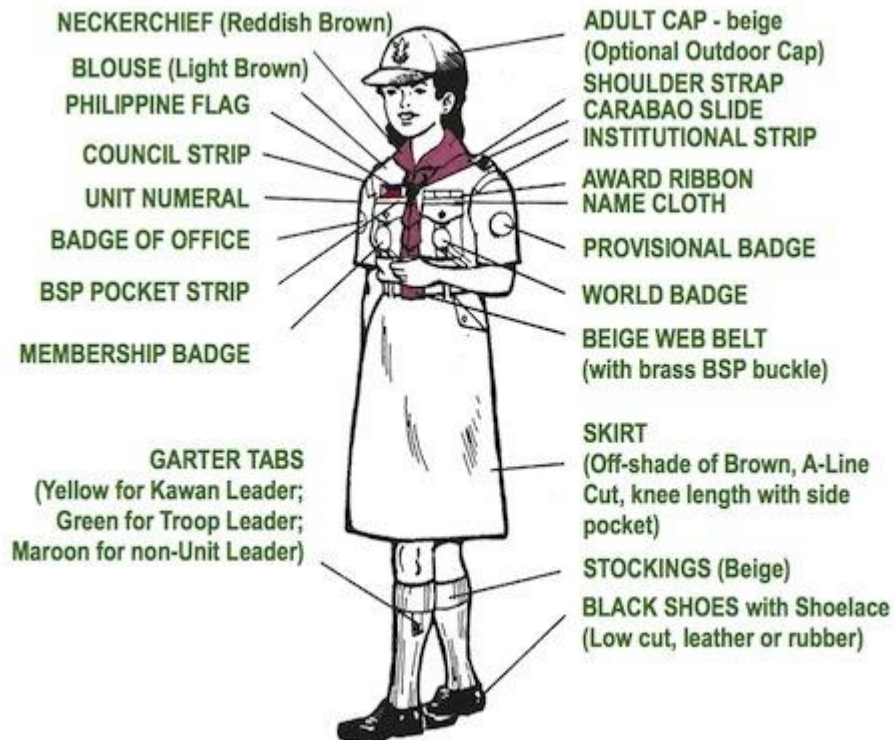
Male Scouter's Uniform – Type “A” (for Outdoor & Training Activities)



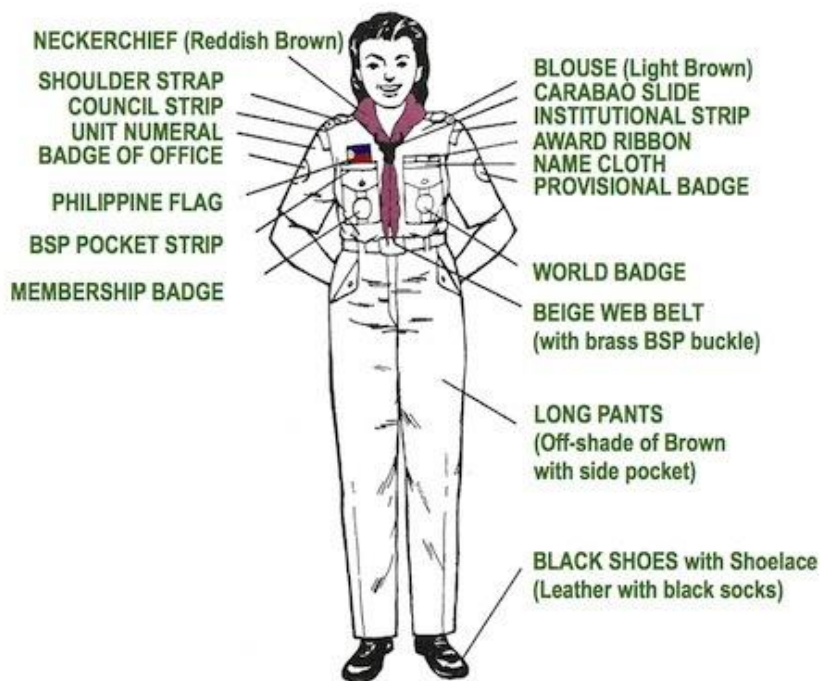
Lady Scouter's Uniform – Type “A” (Skirt)



Lady Scouter's Uniform – Type “A” (Skirt: for Outdoor Activities)



Lady Scouter's Uniform – Type “A” (Long Pants: for Outdoor Activities)

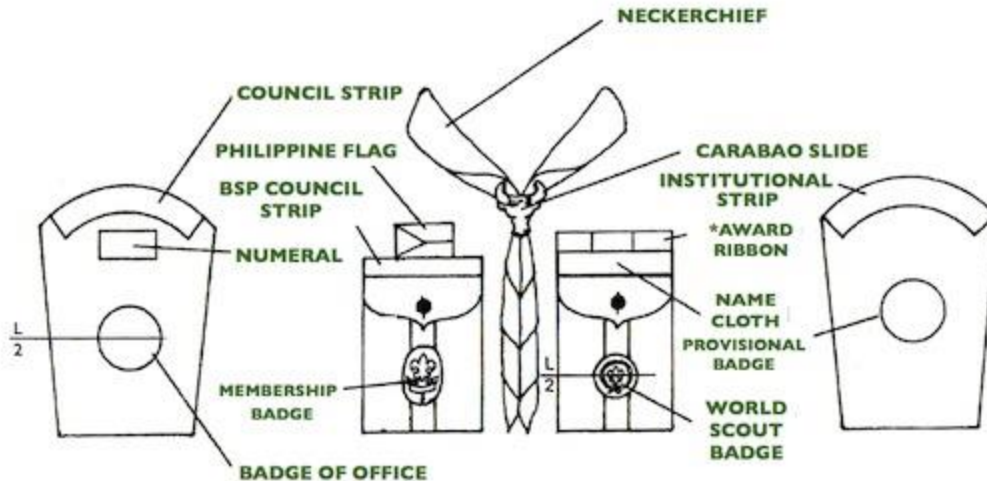


Lady Scouter's Uniform – Type “A” (Short Pants: for Outdoor Activities)



Placement of Badges and Insignia

Placement of Badges – Scouter's Uniform



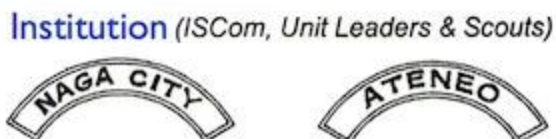
**Awards shall be placed from the highest to lowest starting from the right of the wearer.*

Shoulder Strips

PROFESSIONAL STAFF



VOLUNTEERS

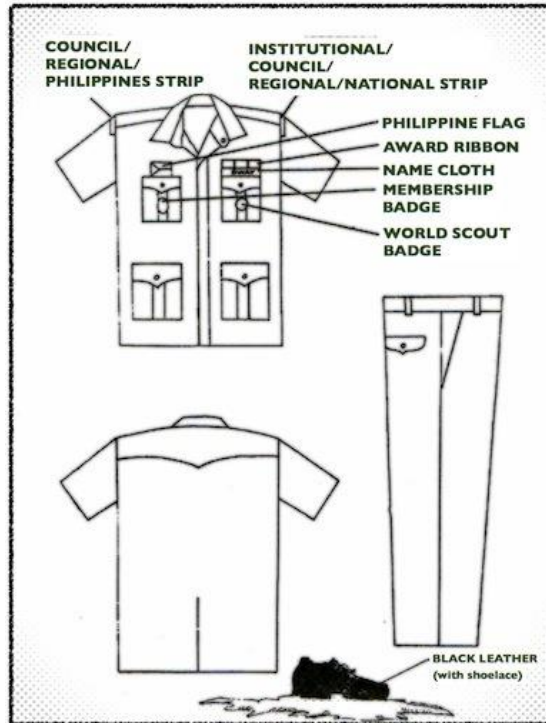


** For volunteers who are serving at the National Office and the Local Council Office, the National Executive Board and Local Council Executive Board strips are placed below the National Office and the Local Council Office strip, respectively.*

The Uniform Cut

Safari Uniform

(For Board Members and Executive Staff ONLY – N.O. Memo 15, s 2000)

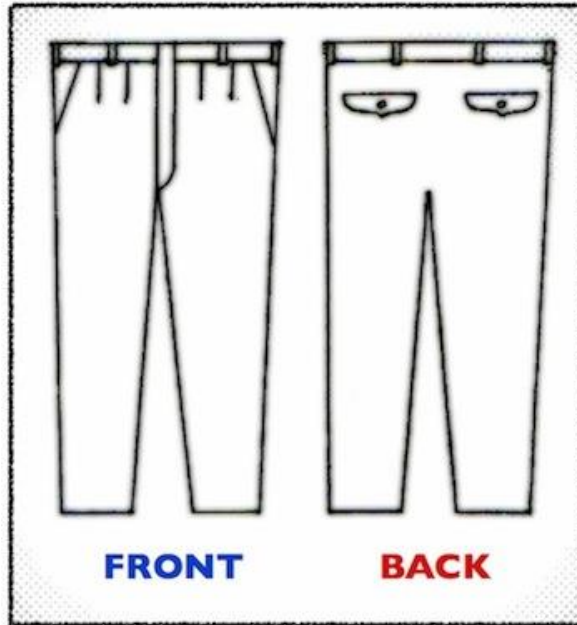


Cut of Male Scouter's Uniform



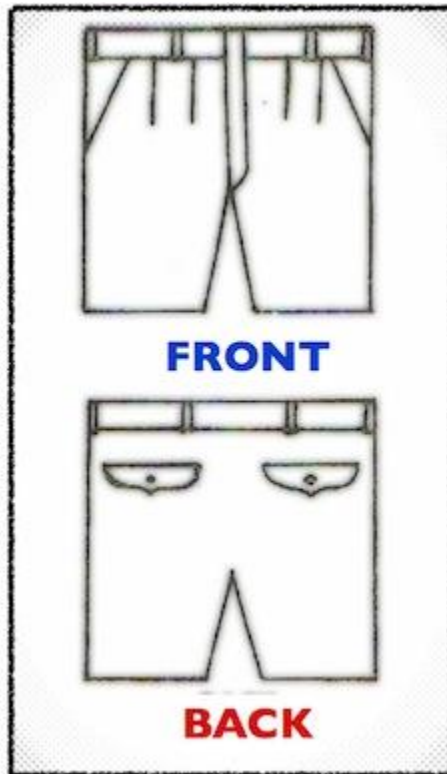
SHIRT
(with collar)

LONG PANTS



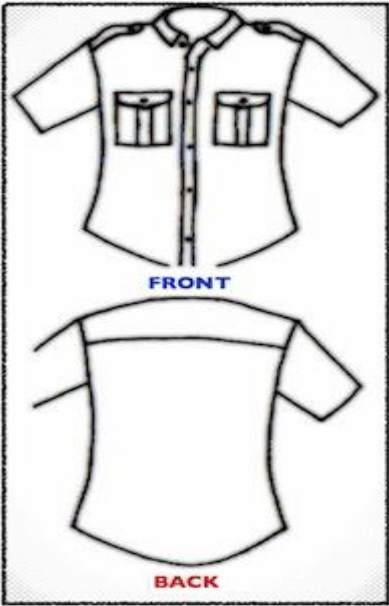
SHORT PANTS

(3" above the knee)



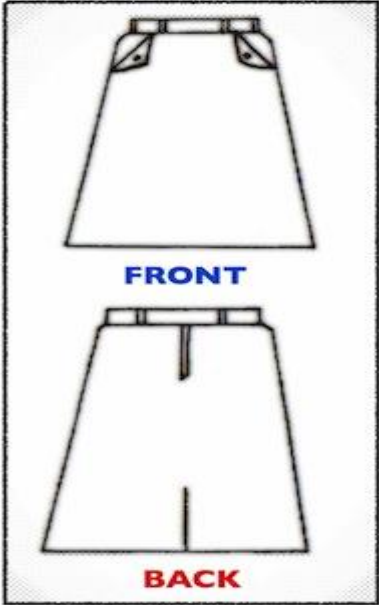
Cut of Lady Scouter's/Rover Uniform

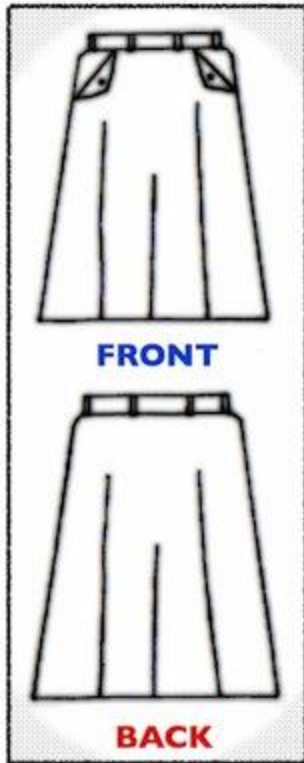
BLOUSE
(without collar)



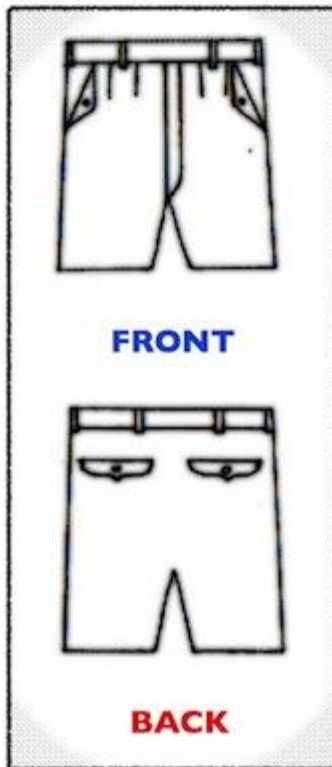
SKIRT
(A-line, knee length, with optional side pockets)

CULOTTES
(Knee Length)





SHORT PANTS
(3" above the knee)



Care of the UNIFORM

Cleanliness presupposes neatness. The following suggestions might prove helpful in the proper care of your Uniform:

1. Always be careful of your clothing at all times – be it your Uniform or your civilian clothes: Do not leave your shirt and trousers lying around carelessly. They should either be folded and kept properly or hung on hangers after use.
2. Make it a point to attend without delay to every item in your Uniform which needs repair. Holes should be sewn tightly and neatly. Missing buttons must be replaced, spots should be removed carefully. The use of turpentine in the case of clothing with paint is helpful. To remove grease spots, place a piece of brown paper, newspaper, or other absorbent paper over the stain, and press with a hot iron. After scrubbing clothes, be sure to rinse them well with clean water so as to wash out all soapsuds.
3. Take good care of your shoes and leather straps. They should be brushed and wiped with neat's-foot oil or tallow. Leather should never be dipped into water. It requires oil in order to preserve its pliability. Without the application of oil, leather will become brittle and will crack and break easily under strain.

Related Memoranda

03 October 2000

NATIONAL OFFICE MEMORANDUM
Number 78, Series of 2000

TO : All Regional Scout Directors, Council Scout Executives, Officers-In-Charge and Regional/Council Commissioners for Training

SUBJECT : AUTHORITY TO WEAR ACHIEVEMENT BADGE SASH BY THE KAB SCOUTS AND MERIT BADGE SASH BY THE BOY/SENIOR SCOUTS

1. For the information and guidance of all concerned, KAB Scouts and Boy/Senior Scouts are authorized to wear Achievement Badge Sash and Merit Badge Sash, respectively over the type "A" uniform.
2. Scouts are entitled to wear the badge sash after they earned no less than seven (7) achievement/Merit badges.
3. As soon as the Scouts acquire the prescribed number of badges, all badges that were attached to the uniform should be transferred top the sash. (Please refer to Troop Leaders Manual for proper placement of badges).
4. The Badge Sash becomes part of the official type "A" uniform of Scouts who have reached Growing Usa Rank/Outdoorsman Rank. Activity patches and others not directly related to advancement should not be included on the sash.

5. The following are the Scouting events and special occasions whereby the badge sash may be worn:

a. KAB Scout:

- (1) When attending Court-of-Honor, Recognition Ceremonies, and/or other ceremonial functions;
- (2) When visiting Jamborees and other Scouting activities at District Level and up;
- (3) During occasions as may be prescribed by appropriate authority.

b. Boy/Senior Scout:

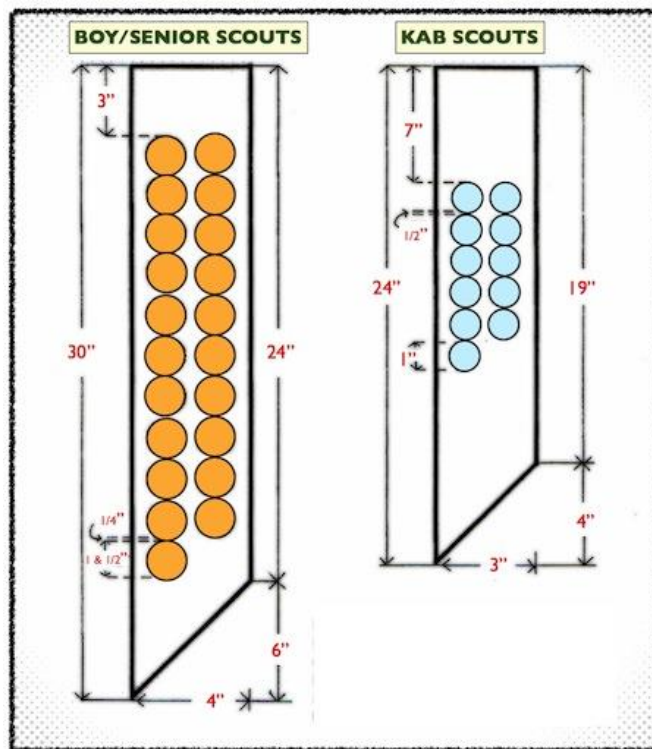
- (1) When appearing before the Board of Review;
- (2) During similar occasions as prescribed above for KAB Scout.

6. Illustrations on how to arrange the badges when sewn on the sash and how worn are herein attached.

7. This memorandum rescinds or supersedes any previous memorandum/circular issued which are in conflict with the above provision.

8. For widest dissemination.

(Signed) CARLOS C. ESCUDERO
Secretary General



NOTE: The Achievement/Merit Badges Sash becomes part of the official Type "A" Uniform of Scouts who have reached the Growing Usa Rank/Outdoorsman Rank. Activity patches and other non-related to advancement should not be included in the sash.

~~o0o~~

28 October 1998

NATIONAL OFFICE MEMORANDUM
Number 83 Series 1998 "

To : All Regional Scout Directors, Council Scout Executives and Officers-In-Charge

SUBJECT : REVISED PLACEMENT OF BADGES AND INSIGNIA ON THE UNIFORM

1. National Executive Board in its meeting on 17 October 1998, has approved the action of the National Executive Committee on the recommendations of the Uniform and Insignia Sub-Committee on the placement of badges and shoulder strips. The following are hereby adopted and prescribed:

- a. Transfer of all shoulders strips and badges which have greater national value or weight to the right sleeve (wearer's point of view).
- b. Advancement Badges for Rover Scouts should be placed on the left sleeve (wearer's point of view).
- c. No other badge/s should be placed on top or higher level than that of the Philippine Flag Badge on all Scout/er uniform.
- d. Award Ribbon for Wood Badge Holders should be placed on the center of the flap of the left pocket of the shirt along the top edge.

2. Attached hereto are the different illustrations on the revised placement of badges and shoulder strips in the Scout/er uniform.

3. All concerned are expected to disseminate these as widely as possible for immediate compliance.

(Signed) CARLOS C. ESCUDERO
Secretary General

Badges and Insignia

Badges of Office for Executive Board Members and Commissioners



**NEB Members & Officers
BDGPOS1**



**Nat'l Scout Commissioner
BDGPOS2**



**REB Members & Officers
BDGPOS3**



**Reg'l Scout Commissioner
BDGPOS4**



**LCEB Members & Officers
BDGPOS5**



**LC Scout Commissioner
BDGPOS6**



**Dist/Mun Sctg. Committee
BDGPOS7**



**Dist/Mun Sctg.
Commissioner
BDGPOS9**



**Institutional Heads/Coordinators
BDGPOS8**

Badges of Office for Professional Staff



**National Office Executive
BDGPOS10**



**Regional Office Executive
BDGPOS35**



**Local Council Executive
BDGPOS13**



**National Office Staff
BDGPOS11**



**Regional Office Staff
BDGPOS12**



**Local Council Staff
BDGPOS14**

Position Badges for Unit Leaders



**Outfit Advisor
BDGPOS17**



**Asst. Outfit Advisor
BDGPOS18**



**Circle Manager
BDGPOS15**



**Asst. Circle Manager
BDGPOS16**



**Troop Leader
BDGPOS24**



**Asst. Troop Leader
BDGPOS25**



Jr. Asst. Troop Leader

Acknowledgments

Program Committee

Mr .Pepito M. Carpio, *Chairman*;

Jose Eduardo C. Delgado, *Vice-Chairman*;

Members:

Efren Edgard P. Dieta

Mayor Mario V. Magsaysay, Jr.

Councilor Jorge L. Banal

Director Diamar P. Kadon

Scout Luigi Martin Marcelino

Uniform and Insignia Committee

Nemesio R. Miranda, *Chairman*;

Cong. Francisco B. Aniag, Jr., *Vice-Chairman*;

Members:

Cong. Del R. de Guzman

Atty. Francisco S. Roman

Gov. Vicente P. Valera

Mayor Harmes S. Sembrano

PBM Vincent H. Piccio III

Jose Eduardo C. Delgado

Cong. Remedios M. Petilla

Gov. Josephine R. Sato

RSR Josephus Anthony Bumaat

Project Coordinator: Florencio B. Atinyao

Asst. Project Coordinator: Windsor C. Morales

Researcher & Lay-out Artist: Carmelo B. Francia

Staff Assistant: Sophia U. Castillo

Editorial Assistant: Samuel O. Salter

Contributors:

Rogelio S. Villa, Jr.

Lilia B. Dimayuga

Robert P. Valdellon

Gertudes J. de Vera